

Background

A “Responsible Person” is accountable for the management and supervision of an approved service in accordance with the Education and Care Services National Law and Regulations. At least one responsible person must be physically present at a centre during hours of operation. At C&K there are three types of responsible persons:

1. Approved Provider/ Person with Management or Control (PMC)	2. Nominated Supervisor (NS)	3. Responsible Person in Charge (RPIC)
<ul style="list-style-type: none"> C&K Board Member C&K Executive Management Group members 	<ul style="list-style-type: none"> Centre Director Co-Directors Extended Kindergarten Lead Educators Early Childhood Education Managers (temporarily/when recruiting a Centre Director) 	<ul style="list-style-type: none"> Assistant Directors Teachers Lead Educators Assistant Educators (in some circumstances to meet operational requirements)

Approved Providers/Persons with Management or Control

Approved Provider and Persons with Management or Control Responsibilities

- C&K is an Approved Provider and is approved by the regulatory authority to operate education and care centres.
- As illustrated in the above table, members of the C&K Board and Executive Management Group are Persons with Management or Control (PMCs). As PMCs, they are legally responsible for C&K branch centre management and have significant influence over the activities or delivery of C&K branch centres.
- A PMC must be (and remain) a fit and proper person has the same legal responsibility for the safety, health and wellbeing of children as an Approved Provider. For further information, refer to pages 23 to 27 of the Guide to the National Quality Framework.

Person with Management or Control Application and Approval Process

- Within 14 days of appointment:
 - Newly appointed PMCs must apply for a Provider Digital Access (PRODA) account and obtain an individual Registration Authority (RA) number. Identity documents must be submitted for this application. Follow steps outlined in the Services Australia webpage: How to register for an individual PRODA account.
 - The Approved Provider must notify the regulatory authority of the PMC appointment by completing and submitting a PA08 Notification of change to information about approved provider (online form) via the National Quality Agenda IT System (NQAITS). The PRODA number is required for this notification. A PA02 Declaration of fitness and propriety form (paper/written form) and identity documents must be attached to the PA08 Notification.
- The regulatory authority may ask a PMC applicant for more information or make enquiries to assess whether a person is ‘fit and proper.’ This assessment may be related to the person’s compliance history (in relation to former and current education and care law), criminal history or other matters including their management capability, financial and/or medical conditions that may limit their capacity to meet their obligations under National Law.
- In addition to the documentation submitted with the PA02 Declaration of fitness and propriety form, the regulatory authority may obtain information by interview, written assessment or both. The Australian Government may also assess a person’s fitness and propriety under the Family Assistance Law. The regulatory authority and/or Australian Government can reassess a person’s fitness and propriety at any time. For further detail, refer to pages 23 to 27 of the Guide to the National Quality Framework.
- To prepare for a knowledge assessment (relating to the role of a PMC of an education and care centre), a PMC is encouraged to complete the National Law & Child Care Subsidy Approval Course. To download a completion certificate, 80% of the course must be completed. Completion certificates can be submitted with PA02 Declaration of fitness and propriety form as additional support documentation. The course can be previewed via the following links:
 - Module 1: Child care approval in Australia
 - Module 2: Education and Care Services National Law approval
 - Module 3: Child Care Subsidy (CCS) approval
 - Module 4: How to apply
 - Module 5: After you're approved
- If an existing PMC is no longer engaged by the Approved Provider or is no longer fit and proper for any reason, C&K will notify the regulatory authority within 7 days by submitting a PA08 Notification of Change of Information about Approved Provider (online form) via the NQAITS.

Nominated Supervisors

Nominated Supervisor Role and Responsibilities

- A Nominated Supervisor is legally responsible for supervising and managing their centre in accordance with the *Education and Care Services National Law and Regulations*.
- As illustrated in the diagram on page 1 of this procedure, Centre Directors, Co-Directors and Extended Kindergarten Lead Educators are Nominated Supervisors. It is a position description responsibility of these positions to meet the Nominated Supervisor criteria (detailed below) and be a Nominated Supervisor at their relevant centre.
- When required, an Early Childhood Education Manager (ECEM) may be appointed temporarily as a Nominated Supervisor until a centre Director is appointed.
- A Nominated Supervisor can be appointed upon employment (new employee) or during employment (existing employee).
- More than one Nominated Supervisor may be appointed at a centre.
- When a Nominated Supervisor is absent for an extended period of time (e.g. long service leave, extended sick leave), an ECEM may appoint a temporary Nominated Supervisor for the period of absence.
- If C&K become aware of a matter or incident which affects a Nominated Supervisor's ability to meet the Nominated Supervisor criteria, consideration will be given if it is appropriate to remove the person from being a Nominated Supervisor.
- Nominated Supervisor responsibilities include (but not limited to):
 - Managing their centre in accordance with C&K policies and procedures and the *Education and Care Services National Law and Regulations*.
 - Managing and supervising staff by providing reasonable direction to implement C&K policies and procedures and the *Education and Care Services National Law and Regulations*.
 - Notifying the regulatory authority when certain incidents and circumstances occur, and when certain complaints are received as outlined in the *C&K Child/Centre Incident Reporting Procedure*.
 - Being the primary point of contact for centre families and staff.
 - Developing and displaying (in a location clearly visible from the centre main entrance) a current Responsible Person Roster (*Kindergarten Responsible Person Roster OR Childcare/OHSC Responsible Person Roster*) that indicates who is acting as the Responsible Person at any given time.
 - Appointing a sufficient number of Responsible Person in Charge for centre size, type, operating hours and staffing arrangements.
 - Promptly notifying C&K (via nqf@candk.asn.au) if they no longer meet the Nominated Supervisor Criteria.

Nominated Supervisor Criteria

A Nominated Supervisor must meet the following criteria:

To be a Nominated Supervisor a person **must** be at least 18 years of age and have:

- Adequate knowledge and understanding of the provision of education and care to children.
- The ability to effectively supervise and manage an education and care centre.
- Satisfactory compliance history with *Education and Care Services National Law*, any former education and care services law, any children's services and education law.

A person **cannot** be a Nominated Supervisor if they have:

- Held a supervisor certificate that was subject to any conditions or suspended or cancelled by the regulatory authority.
- Been subject to a prohibition notice under the *Education and Care Services National Law*.
- Held or applied for a licence, approval, registration, certification or other authorisation under the National Law which the regulatory authority refused, refused to renew or suspended.

Nominated Supervisor Appointment Process

1. Before offering the role, the ECEM (an approved delegate of the approved provider), the ECEM completes an assessment against the Nominated Supervisor criteria to determine the candidate's suitability. Refer to Appendix 1 of this procedure for examples of assessment activities and evidence.

Candidate meets Nominated Supervisor criteria – Go to step 2

Candidate does not meet Nominated Supervisor criteria - STOP

2. **New employee** - During the onboarding process, the C&K Talent Acquisition team provides the Nominated Supervisor appointee a *NS01 Nominated Supervisor Consent Form* and instructs them to complete and return the form to their ECEM/C prior to or on their first day of employment.
Existing employee - ECEM/C provides and instructs the appointed Nominated Supervisor to complete and return the *NS01 Nominated Supervisor Consent Form* prior to or on their first day of acting as the Nominated Supervisor.

3. Within 7 days of appointment, the ECEM:
 - Completes the [Online Change to Nominated Supervisor Form](#) and attaches a scanned copy of the completed *NS01 Nominated Supervisor Consent Form*.
 - Provides a copy of the completed *NS01 Nominated Supervisor Consent Form* to:
 - centre for the appointed Nominated Supervisor's personnel file.
 - the appointed Nominated Supervisor for their records.
4. Within 7 days of appointment, Nominated Supervisor updates centre [Staff Schedule](#).
5. Within 14 days of appointment, Quality and Regulation (Q&R) team notifies the regulatory authority by completing a *NS02 Notification of Change to Nominated Supervisor Notification* via the [NQAITs](#) with attached scanned copy of completed *NS01 Nominated Supervisor Consent Form*. Q&R team emails a notification receipt to centre and ECEM.
6. Within 4 weeks of appointment, Nominated Supervisor completes the following ACECQA eLearning Modules (included in the *Branch Centre Director Induction Checklist*):
 - [NQF Induction 2 – Overview of the NQF](#) (can be accessed/completed via Learning@C&K)
 - [NQF Induction 3 – Law and Regulations](#) (can be accessed/completed via Learning@C&K)
 - [NQF Induction 4 – National Quality Standard](#)

Nominated Supervisor Changes

1. Within 5 days of the following circumstances occurring, ECEM completes online [Change to Nominated Supervisor Form](#):
 - Is no longer employed or engaged at a centre.
 - Has changed their name or contact details e.g. mobile number or email address.
 - Is removed from the role of Nominated Supervisor.
 - Withdraws their consent to be the Nominated Supervisor.
 - Blue Card or Teacher Registration has been cancelled.
 - Is subject to any disciplinary proceedings under education law of a participating jurisdiction.
2. Within 7 days of *Change to Nominated Supervisor Form* submission, Q&R team completes a *NS02 Notification of Change to Nominated Supervisor* via [NQAITs](#). Q&R team emails notification receipt to centre and ECEM.

Responsible Persons in Charge

Responsible Person in Charge (person in day-to-day charge) Role and Responsibilities

- A Responsible Person in Charge (RPIC) is rostered/placed in temporary day-to-day charge when the Nominated Supervisor is not physically present at a centre during the hours of operation.
- As illustrated in the diagram on page 1 of this procedure, all permanent teachers and lead educators are RPICs. It is a position description responsibility of these positions to meet the RPIC criteria (page 4 of this procedure) and be a RPIC at their relevant centre.
- In some circumstances, due to operational requirements, assistant educators who meet the RPIC criteria may be appointed as RPICs.
- Multiple RPICs must be appointed at centre.
- A RPIC may be permanently (full-time or part-time) or casually employed.
- Acting as RPIC does not place any additional legal responsibilities on a person under the *Education and Care Services National Law*.
- A RPIC can be appointed upon employment (new employee) or during employment (existing employee).
- An RPIC must immediately inform their Centre Director and C&K (nqf@candk.asn.au) when the following occurs:
 - Withdrawal of their consent to be an RPIC (not possible when employed as a permanent teacher or lead educator).
 - Blue Card or Teacher Registration has been cancelled.
 - Is subject to any disciplinary proceedings under education law of a participating jurisdiction.
- RPIC responsibilities include (not limited to):
 - Managing centre in accordance with C&K policies and procedures and the *Education and Care Services National Law and Regulations*.
 - Supervising colleagues; and when needed providing reasonable guidance and direction to implement C&K policies and procedures and the *Education and Care Services National Law and Regulations*.
 - Notifying the regulatory authority when certain incidents and circumstances occur, and when certain complaints are received as outlined in the [C&K Child/Centre Incident Reporting Procedure](#).
 - Being the point of contact for centre families and staff.
 - Promptly notifying C&K via email (nqf@candk.asn.au) if they no longer meet the RPIC Criteria.

Responsible Person In Charge Criteria

A RPIC must meet the following criteria:

To be a RPIC a person **must** be at least 18 years of age and have:

- Adequate knowledge and understanding of the provision of education and care to children.
- The ability to effectively supervise and manage an education and care centre.
- Satisfactory compliance history with *Education and Care Services National Law*, any former education and care services law, any children's services and any education law.

A person **cannot** be a RPIC if they have:

- Held a supervisor certificate that was subject to any conditions or suspended or cancelled by the regulatory authority.
- Been subject to a prohibition notice under the *Education and Care Services National Law*.
- Held or applied for a licence, approval, registration, certification or other authorisation under the National Law which the regulatory authority refused, refused to renew or suspended.

Responsible Person in Charge Appointment Process

1. Prior to offering the RPIC role (or within 5 days of commencing employment if new employee), the Nominated Supervisor (/Centre Director) completes an assessment of the employee against the RPIC criteria (page 4 of this procedure) to determine their suitability. Evidence of this assessment must be kept and may be requested by the regulatory authority. [Appendix 1](#) of this procedure outlines examples of assessment activities and evidence.

In case of a short-term absence of a Nominated Supervisor, an ECEM may appoint a RPIC and will complete steps 2 and 3 listed below.

In case of a long-term absence of a Nominated Supervisor, an ECEM may appoint a RPIC and will complete steps 2, 3, 4 and 9 listed below.

When unsure of a candidate's suitability, the Nominated Supervisor will seek the advice and direction of their ECEM.

**Candidate meets
RPIC criteria – Go to step 2**

**Candidate does not meet
RPIC criteria - STOP**

2. Nominated Supervisor meets with RPIC appointee and outlines RPIC criteria and responsibilities (use information detailed on the consent form as a meeting guide). RPIC candidate completes *Responsible Persons in Charge Consent (Branch) Form*.
3. Upon appointment, Nominated Supervisor logs onto to the C&K intranet using their centre email/login and completes *C&K Online Responsible Person in Charge Appointment Form* and attaches a scanned copy of the completed *Responsible Person in Charge Consent Form*.
4. With 7 days of RPIC appointment, Nominated Supervisor:
 - Files the completed *Responsible Person in Charge Consent Form* in centre staff personnel file.
 - Updates *Staff Schedule*.
 - Provides the appointed RPIC a copy of their completed *Responsible Person in Charge Consent Form*.
5. Upon receipt of a completed *C&K Online Responsible Person in Charge Appointment Form*, an automatic workflow notification is sent to the:
 - Form submitter; to confirm the submission has been successfully entered/received.
 - RPIC; to advise a submission has been completed on their behalf. Additionally, they will receive information regarding the training courses that will be allocated to them via Learning@C&K, including the specific course names.
6. Within 1- 5 business days, Learning Experience team checks *Responsible Person in Charge Appointment* submission has the correct employee ID (correct ID where required) AND allocates the appointed RPIC the 'Responsible Person ACECQA eLearning modules'.
7. Within 1- 5 business days, Payroll team exports checked records for import to the Chris payroll system (includes code for appointed RPIC i.e. RP[BU number]). Overnight (Mon-Fri) details will sync to the Easy Employer Time and Attendance system for the relevant employee i.e. RP[BU number]).

8. Appointed RPIC completes Responsible Person ACECQA eLearning modules (i.e. Overview of the NQF AND Overview of the Law and Regulations) via Learning@C&K within 4 weeks of assignment as per due date displayed within Learning@C&K.
9. Nominated Supervisor refers to RPIC codes (RP[BU number]) in Easy Employer when developing and implementing rosters to ensure a Responsible Person (i.e. Nominated Supervisor or RPIC) is always physically present/rostered during centre operating hours. Nominated Supervisor logs onto C&K intranet via their centre email/login to view and edit previously submitted RPIC appointments for centre. For further instructions refer to:
 - Appendix 2 - Viewing RPIC's within the Easy Employer rosters (Scheduling)
 - Appendix 3 - Viewing RPIC's within Easy Employer Abilities

Rosters, Displays, Records and Compliance

Responsible Person unable to be rostered/physically present during centre hours of operation

Centre Director/Nominated Supervisor will:

- Promptly notify and seek direction of their ECEM to determine appropriate actions. Contact Department of Education Office (Regulatory Authority) for guidance.
- As outlined in the Temporary Centre Closure Procedure, only the Chief Executive Officer (CEO), Chief Operating Officer (COO) or Chief Financial Officer (CFO) can authorise a temporary centre closure.

Records and displays

Centre Directors/Nominated Supervisors (or their delegate) will:

- Develop, document and implement a roster (Kindergarten Responsible Person Roster OR Childcare/OHSC Responsible Person Roster) that indicates who is the Responsible Person (Nominated Supervisor or RPIC) at any given time during the hours of operations using. Refer to RPIC codes (RP[BU number]) in Easy Employer.
- Prior to implementation, inform all teachers/educators of current responsible person roster. All teachers/educators must be aware of who the Responsible Person at any given time.
- Display current responsible person roster in a location clearly visible from the main entrance of centre premises. Centre Directors may choose to display (location known and readily accessible to all team members) a second copy of the responsible person roster near Easy Employer Checkin or in team communication book
- Once developed and displayed, amend any change to the roster immediately (and initial).
- Archive the following completed documents in relevant centre and personnel files for 3 years from the last day of employment of any teacher/educator recorded on document:
 - ACECQA NS01 Nominated Supervisor Consent Form
 - Responsible Person in Charge Consent Form
 - Responsible Person Roster

Compliance and monitoring

Early Childhood Education Managers will:

- Monitor compliance with this procedure during centre visits and by utilising the C&K Responsible Person in Charge BI Report.
- Undertake periodic checks to ensure each centre has an appointed Nominated Supervisor and a sufficient number of RPICs for centre type, size and staffing arrangements. When a centre does not have a sufficient number of RPICs, discuss the operational implications with the centre Director/Nominated Supervisor and support them to identify and appoint suitable teachers/educators who meet the RPIC criteria.
- Undertake periodic audits of centre record keeping:
 - Current Responsible Person Roster displayed.
 - Every teacher/educator recorded on Responsible Person Roster has completed a NS01 Nominated Supervisor Consent Forms OR Responsible Person in Charge Consent Form and a copy is kept at centre in personnel file.
 - Every teacher/educator who has provided their consent to be a RPIC appears on the Responsible Person in Charge BI Report.
 - Every RPIC recorded on a centre's Responsible Person Roster appears on the Responsible Person in Charge BI Report.
 - Every RPIC has completed allocated ACECQA eLearning modules within 4 weeks of assignment as per due date displayed within Learning@C&K.
 - Every Nominated Supervisor appointed from January 2024, has completed 3 ACECQA eLearning modules as past of their induction program.

Key resources and references

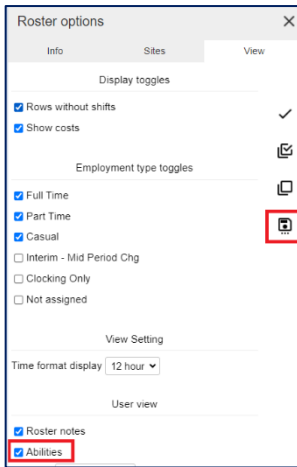
- ACECQA Information Sheet - Responsible person requirements for approved providers

Appendix 1 – Nominated Supervisor and Responsible Person Assessment Activity

Information assessed	Evidence examples
Length and type of education and care sector experience	<ul style="list-style-type: none"> ○ Resumé ○ Cover letter and application ○ Current employment record ○ Participation in centre or early childhood sector projects or research ○ Employer acknowledgement/award
Qualifications and/or professional licenses and membership education and care to children, management or leadership. Noting there is no minimum qualification level for a Responsible Person.	<ul style="list-style-type: none"> ○ Qualification certification(s) ○ Teacher registration ○ Professional memberships ○ First aid certificates
Current study relating to the provision of education and care to children, management or leadership.	<ul style="list-style-type: none"> ○ Transcripts and/or records demonstrating appointee is enrolled and actively studying towards a qualification(s). ○ Study Plan
Professional development activities relating to the provision of education and care to children, management and leadership.	<ul style="list-style-type: none"> ○ Resume detailing completed professional development ○ Professional development certificate(s)
Demonstrated work experience (existing appointee)	<ul style="list-style-type: none"> ○ Professional Performance Records ○ Current employment record ○ Observations of work ○ Feedback from colleagues and families
Interview records (new employee only) Questions/scenarios prompting candidate to indicate their knowledge of the provision of education and care, and their ability and/or knowledge of centre management and supervising staff.	<ul style="list-style-type: none"> ○ Interview records
Pre-employment reference checks (new employee only) A minimum of 2 professional reference checks. Questions seeking the referee's opinion of the candidate's experience with and knowledge of the provision of education and care, and their ability and/or knowledge of centre management and supervising staff.	<ul style="list-style-type: none"> ○ Referee records ○ Written references
Pre-employment checks National Police Check (mandatory for branch employees) and NQAITS Prohibited Person Register check.	<ul style="list-style-type: none"> ○ Evidence/results of pre-employment checks
Working with Children Check (valid Blue Card)	<ul style="list-style-type: none"> ○ Copy of valid Blue Card Record
Appointee declaration they have not been subject to any compliance action or disciplinary proceedings relating to any Education and/or Care Services Australian Education Law or Regulation OR held or applied for a licence, approval, registration, certification or other authorisation (any Education and/or Care Services Australian Education Law or Regulation) which was refused, cancelled or suspended.	<ul style="list-style-type: none"> ○ Completed via Responsible Person in Charge Consent Form

Appendix 2 - Accessing RPIC Codes in Easy Employer Rosters (Scheduling)

1. The user should first make sure they have the Abilities visibility selected and saved as their default selection:



2. In the User roster view, RPIC codes will be visible for nominated RPICs under the employee name:

SMITH, JANE

Abilities: ANAAST, BLU, FACP, SFAR, Q-CE3, **RP3033**

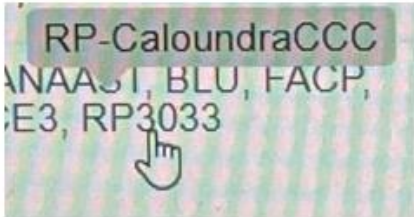
Notes:

BROWN, SALLY

Abilities: BLU, ANAAST, FACP, SFAR, E-DI, Q-DI, **RP3033**

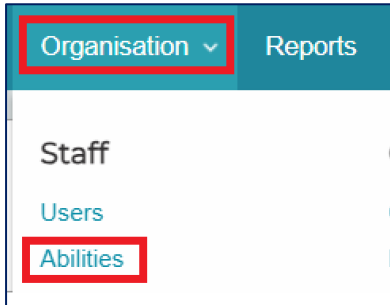
Notes:

NOTE: The 4 digits at the end of the code is the centre Business Unit where the individual may act as the RPIC. Hover over the code to display the name of the centre.

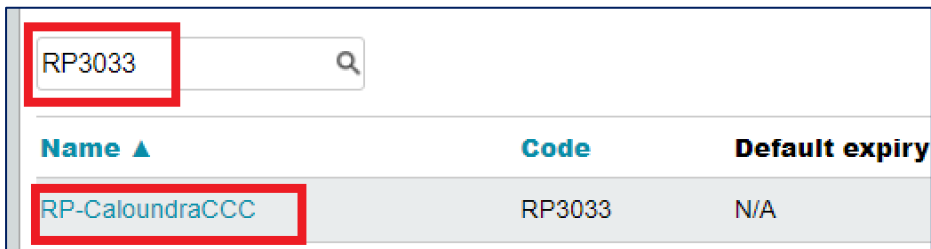


Appendix 3 - Viewing RPIC's within Easy Employer Abilities

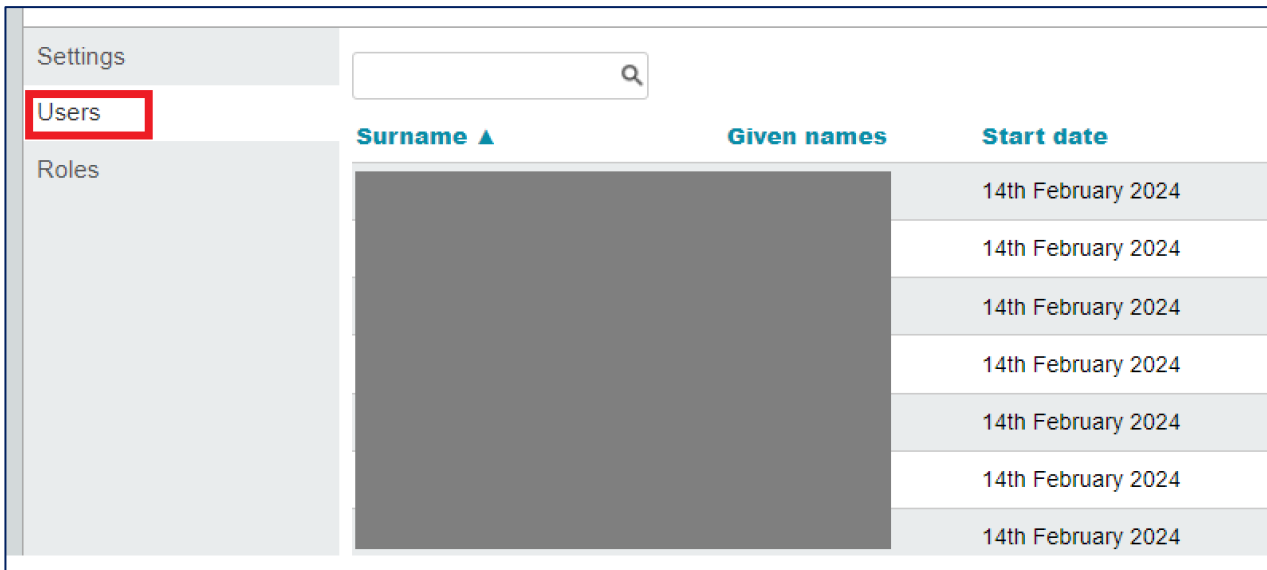
- To view all RPICs for a specific centre (limited to the Centres the user has permissions for), select the **Organisation** menu > **Abilities** sub-menu:



- In the top left search option, type either the Centre name or RP code and enter to search. Click on the Name returned in the search to view further information:



- Click on **Users** in the left menu and a list of all RPICs linked to the selected code will display to the right, with the employee name date the RPIC submission was lodged via the SharePoint form. Click on an employee name to open and view their Easy Employer profile or right click and select open in new tab:



NOTE: May take 1-5 days from SharePoint form creation to visibility of the code in Easy Employer on the relevant employee record, due to time to check and process the SharePoint form.